


STATE ASSESSMENT REVIEW

PRESENTATION TO BOARD OF EDUCATION
SEPTEMBER 14, 2015

TONIGHT WE WILL REVIEW

- 1. Thoughts from the Commissioner of Education about SBAC**
 - 2. What we have not received from the SDE**
 - 3. What is the Smarter-Balanced Assessment?**
 - 4. Salem's Results for SBAC**
 - 5. Grade 7 & 8 Comparisons with East Lyme**
 - 6. DRG-C Comparisons**
 - 7. Sample SBAC Student Report**
 - 8. Salem's Results for CMT Science**
 - 9. What are we doing to continue to improve our student performance?**
 - 10. Questions**
- 

STATE DEPARTMENT OF EDUCATION


Quotes from Commissioner Dr. Dianna R. Wentzell:

“...the state transitioned to the new Common Core-aligned exams that presented a new, higher bar for students—with significantly tougher questions intended to test real-world skills.”


“We know that when we set high expectations for children, they always meet them. It’s our job to set the bar high.”

“Much like our annual physical where we track important health indicators, assessments are an important academic checkup. And just as we do not improve our health by practicing our physical exam, the best way to improve our results over this baseline year is not by practicing the Smarter Balanced exam. The only authentic way to improve our performance is to emphasize quality learning time and to personalize this instruction to address individual student needs.”


WE HAVE NOT RECEIVED FROM SDE

- 1. Sample Letters to the Parents/Guardians with an Explanation Brochure.**
 - 2. Skill-based (Strand) results for each student for instructional purposes.**
 - 3. The ability to create comparison reports, e.g. K-8 School Districts, etc.**
- 

WHAT IS SBAC?

1. The Smarter Balanced tests are designed to measure what students truly know and can do, and how well they can think critically, analyze, comprehend complex text, and write a well-thought response.
 2. Students will no longer just select the right answer. They will need to think critically and explain how they got their answer, with less random guesswork.
 3. They will read and analyze grade appropriate complex literary and informational texts and write essays using information from the texts to support their conclusions and analyses.
- 

WHAT IS SBAC (CONTINUED)?

4. One portion of the Math and ELA test is computer-adaptive.
 5. A second portion of the test includes a performance task for both Math and ELA.
 6. Accommodations and supports for students with disabilities and/or English learners are built into the system so that the progress of students can be accurately measured.
 7. Scores from both the computer-adaptive test and the performance task are combined for a student's overall score in Math and ELA.
- 

SALEM'S RESULTS: SBAC

	<u>Overall Results</u>		
	Math		ELA
Salem	71.40%		75.20%
State	39.10%		55.40%

SALEM & EL RESULTS: SBAC COMPARISON

	<u>English/Language Arts</u>		
Grade Level	Salem	East Lyme	State
7th	77.80%	72.20%	57.10%
8th	70.90%	69.60%	54.00%

SALEM & EL RESULTS: SBAC COMPARISON

	<u>Mathematics</u>			
Grade Level	Salem	East Lyme	State	
7th	66.70%	56.50%	38.80%	
8th	63.60%	56.90%	36.80%	

DRG-C SBAC RESULTS

See Handout

SAMPLE SBAC STUDENT REPORT


See Handout



CMT SCIENCE RESULTS: GRADES 5 & 8

Grade Level	Salem	State
Grade 5: Proficient	90.6%	79.1%
Grade 5: Goal	75.0%	55.4%
Grade 8: Proficient	84.6%	76.7%
Grade 8: Goal	75.0%	61.1%

IMPROVING STUDENT PERFORMANCE

- **Full time ELA Interventionist**
 - **Additional First Grade Teacher**
 - **Increased classroom computers**
 - **Curriculum Committees**
 - **Professional Learning Opportunities:**
 - **Lucy Calkins**
 - **Nancy Boyles**
 - **State Coaching for Alignment with Core Standards in ELA & Math**
- 

QUESTIONS



THANK YOU!

